

40. | W.O. | 3196.

[Issued with Army Orders,
dated 1st Sept., 1916.]

NOTES ON

Platoon and Company Drill

TO BE READ IN CONJUNCTION
WITH
INFANTRY TRAINING

General Staff, War Office

1916

LONDON
HARRISON AND SONS
Printers in Ordinary to His Majesty
ST. MARTIN'S LANE, W.C.

NOTES ON

Platoon and Company Drill

TO BE READ IN CONJUNCTION
WITH
INFANTRY TRAINING

General Staff, War Office

1916

LONDON
HARRISON AND SONS
Printers in Ordinary to His Majesty
ST. MARTIN'S LANE, W.C.

**Notes on
Platoon and Company Drill
to be read in conjunction
with
Infantry Training.**

PLATOON DRILL

Platoon Drill.

1. The object of platoon drill is to enable the platoon, when it takes its place in the company, to carry out both by day and night any movements or formation the company commander may direct, whether laid down in this manual or improvised to meet the circumstances of the moment.

2. GENERAL RULES.

The platoon may be formed as follows :—

In line (as in squad drill).

In column of fours, or file.

In line of sections in fours or file.

In column of sections.

In column of route.

The platoon commander and platoon sergeant, when the platoon is acting alone or at a distance from other platoons, will place themselves where they can best exercise supervision.

3. DRESSING.

In platoon drill the command "RIGHT (or left) DRESS," and the dressing of the sections by their commanders, will only be done for parade or instructional purposes. In all other cases the men will take up their own dressing as laid down in Infantry Training, section 37, 1914.

4. INSPECTION AND TELLING-OFF A PLATOON.

Unless otherwise ordered the platoon will fall in for inspection by its commander, in line. The inspection will usually be carried out as follows :—

PLATOON—ATTENTION, FIX—BAYONETS.

REAR RANK, ONE PACE STEP BACK—MARCH.

REAR RANK, RIGHT—DRESS.

The appointments, clothing, etc., will then be inspected.

UNFIX—BAYONETS.

FOR INSPECTION, PORT—ARMS.

PLATOON DRILL

The exterior of arms is inspected, and here and there a bore of a rifle. The sights must be at zero, wind gauges at central. Unless ordered to remain at the port in order to "EXAMINE—ARMS," each man when the officer has passed the next file to him will ease springs, order arms, and stand at ease, without any further word of command. The platoon will then be called to Attention, the word of command "CLOSE RANKS—MARCH" being given. The platoon will then be numbered and proved by its commander.

5. The following will act as Guides :—

- (a) When a platoon is in line, the section commander on the directing flank acts as guide, and is responsible for the maintenance of direction.
 - (b) In column of sections, the front rank man on the flank of direction.
 - (c) In column of fours or in file, the section commander on the directing flank.
 - (d) In line of sections in fours or file, the leading man on the inner flank of the directing section will be responsible for direction, and the leading man on the inner flank of each of the other units for the correct interval.
6. When a supernumerary requires to pass through the ranks the two files immediately opposite him will make way on the command "MAKE—WAY." If he is coming from the front they will take a pace to the rear and a side pace outwards; if from the rear, a pace forward and a side pace outwards. They will resume their positions as soon as the officer has passed through.
7. When a unit in close order is on the move and is required to halt as soon as change of formation has been completed, the command will be preceded by the caution "AT THE HALT."
8. The left will be named as the directing flank when increasing the frontage on the right or when the left is the pivot flank.

PLATOON DRILL

9. A PLATOON IN LINE FORMING A LINE OF SECTIONS IN FOURS (OR FILE) MOVING IN THE SAME DIRECTION.

Platoon commander will give :

Advance in
Fours (or File)
from the Right
of Sections,
Form—Fours—
Right (or
Right—Turn),
Sections
Left—Wheel,
Quick—March.

The platoon will move as directed, section commanders placing themselves two paces in front of the centre of the leading four or file of their respective sections. (A section of direction will be named.)

NOTE.—(i) This movement may be done from the left of sections.

(ii) In order to reform line the command will be, "ON THE LEFT, FORM—SECTIONS," on which the men will act as in squad drill. Formation will be made on the leading guides.

(iii) If on the march the words "QUICK—MARCH" are omitted.

(iv) When a line of sections in fours (or file) is on the march, the interval may be increased or diminished on the command, "FROM (or on) NO. — OPEN (or close) TO — PACES INTERVAL, REMAINDER, DOUBLE—MARCH." Section commanders giving "QUICK—MARCH" on arriving at required interval.

PLATOON DRILL

10. A PLATOON IN LINE FORMING COLUMN OF SECTIONS FACING THE SAME DIRECTION.

Platoon Commander will give :

On the Right,
Form Column
of Sections, Re-
mainder Right
—Turn, Quick
—March.

The section on the right will stand fast. The remainder will be led by their leading files by the shortest route to their places in column, where they will receive from their commanders, "HALT, LEFT—TURN, RIGHT—DRESS." On the word "HALT" the right-hand man of the front rank will turn to his left, and take up his covering and distance from the front. Section commanders will dress their sections, and on completion will take post two paces in rear of the centre of their sections.

NOTE.—(i) When sections are strong, the command, "REMAINDER, FORM—FOURS—RIGHT," will be given instead of "REMAINDER, RIGHT—TURN."

(ii) A platoon in line may also advance in column of sections from the right.

PLATOON DRILL

11. A PLATOON IN LINE FORMING COLUMN OF SECTIONS FACING A FLANK.

Platoon Commander will give :

At the Halt,
into Column,
Sections Right
—Form, Quick
—March.

The men will act as in squad drill, the right-hand man of each section acting as the pivot man of a squad. Section commanders will take post two paces in rear of the centre of their respective sections during the movement.

12. A PLATOON IN COLUMN OF SECTIONS ON THE MARCH, CHANGING DIRECTION.

Platoon Commander will give :

Change Direction—Right.

The commander of the leading section will give the command, "RIGHT—FORM," and when the section is formed in the new direction, "FORWARD." The remaining sections on arriving at the same point will be formed successively in a similar manner.

NOTE.—(i) Before changing direction left a column should normally be ordered to march by the left.

(ii) A column can similarly change direction half (or quarter) right.

PLATOON DRILL

13. A PLATOON IN COLUMN OF SECTIONS FORMING COLUMN OF FOURS.

Platoon Commander will give :

(i) Advance (or Retire) in Column of Fours from the Right, Form—Fours, Right, Sections Left (or Right) Wheel, Quick—March.

(ii) In succession Advance in Column of Fours from the Right.

(i) Each section will move in the required direction, forming column of fours.

(ii) When a column is on the march, sections may, if desired, advance in column of fours in succession. The commander of the leading section will give, "NO. — SECTION, FORM—FOURS, RIGHT, LEFT—WHEEL." On arriving at the same point the commander of each succeeding section will act in a similar manner.

(iii) Sections can be moved in succession to the right or left in column of fours in a similar manner.

PLATOON DRILL

14. A PLATOON IN COLUMN OF SECTIONS FORMING LINE FACING A FLANK AND MOVING FORWARD.

Platoon Commander will give :

Into Line, Left—Form, Quick—March.

The men will act as in squad drill, the left-hand man of each section acting on the word "FORM" as the pivot man of a squad. Section commanders taking up their positions in line during the movement. When line is formed the platoon commander will give "FORWARD"; "BY THE LEFT."

NOTE.—If required to be done at the Halt, the command will be, "AT THE HALT, INTO LINE, LEFT—FORM, QUICK—MARCH."

15. A PLATOON IN COLUMN OF SECTIONS MOVING TO A FLANK IN COLUMN OF FOURS.

Platoon Commander will give :

Move to the Right in Column of Fours, Form—Fours—Right. The Section on the Left to the Front, Remainder Left—Wheel, Quick—March.

The left section will lead straight on, the remainder wheeling as ordered, forming column of fours, section commanders taking up their positions during the movement.

If on the march the command will be, "SECTION ON THE LEFT TO THE FRONT, REMAINDER LEFT—WHEEL."

PLATOON DRILL

16. A PLATOON MOVING IN COLUMN OF FOURS FORMING FORWARD INTO COLUMN OF SECTIONS.

Platoon Commander will give :

On the Left,
Form Sections
(or at the Halt—
on the Left,
Form—Sec-
tions).

The men will act as in squad drill. Formation will be made on the right-hand man of each section. Section commanders taking post two paces in rear of the centre of their respective sections during the movement. When column has been formed the platoon commander will give "FORWARD."

NOTE.—A column of fours may, if desired, increase frontage by sections in succession, in which case the platoon commander will give, "IN SUCCESSION ON THE LEFT, FORM—SECTIONS." The commander of the leading section will at once give, "ON THE LEFT, FORM—SECTION," followed by "FORWARD"; and on reaching the same point the remaining commanders will act in a similar manner. Section commanders taking post during this movement.

17. A PLATOON MOVING IN COLUMN OF FOURS FORMING COLUMN OF SECTIONS AT THE HALT FACING A FLANK.

Platoon Commander will give :

At the Halt,
Facing Left—
Form Column
of Sections.

The commander of the leading section will halt his unit and turn it to the left, the remainder will be led by the shortest route to their positions in column, where they will receive the command "HALT, LEFT—TURN, RIGHT—DRESS." The right-hand men of the front rank will at once turn to their left and take up their covering and distance from the front.

NOTE.—A platoon may advance in column of sections facing a flank.

PLATOON DRILL

18. A PLATOON MOVING IN COLUMN OF FOURS FORMING A LINE OF SECTIONS IN FOURS (OR FILE) MOVING IN THE SAME DIRECTION.

Platoon commander will give :

(i) On the left—
Form Line of
Sections in
Fours (or File)
at — Paces
Interval. Re-
mainder, Double
—March.

(i) The leading section will continue to lead on in quick time, the remainder will double as ordered, and on arriving at the required interval will receive from their commanders, "QUICK—MARCH." Commanders taking post two paces in front of the centre of their leading four or file, a section of direction will be named.

NOTE.—If file has been ordered the whole will first form two deep.

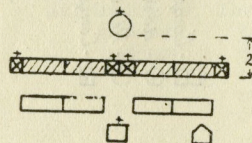
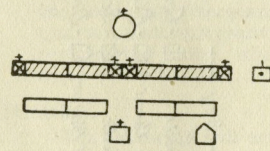
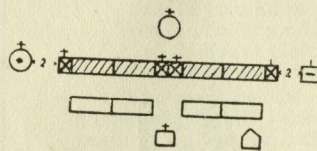
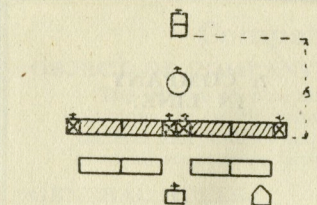
(ii) At the Halt,
on the Left
Form Line of
Sections in
Fours at —
Paces Interval,
remainder Left
—In—cline.

(ii) This movement can also be done at the Halt. The leading section will be halted by its commander, and the remainder on arriving at the required interval will receive from their section commanders, "NO. — SECTION, RIGHT IN—CLINE," and when in the alignment, "NO — SECTION—HALT."

NOTES

COMPANY DRILL

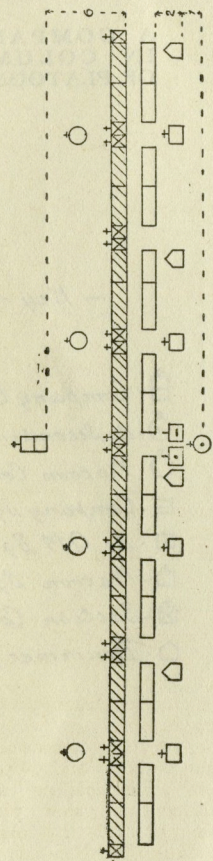
A COMPANY
IN COLUMN
OF PLATOONS.




— Key —

- • Company Comdr
- • do Second in Comd
- • Platoon Comdr
- • Company Sgt Maj
- • do QM Sgt
- • Platoon Sgt
- ▨ • Section Comdr
- ⌂ • Drummer

COMPANY DRILL



A COMPANY
IN LINE.



COMPANY DRILL

Company Drill.

OBJECT OF COMPANY DRILL.

The object of company drill is to train the four platoons to work together as parts of the same tactical unit, and to acquire flexibility and the power of rapid manœuvre within the company.

GENERAL RULES.

1. The company may be formed as follows :
 - (i) In line.
 - (ii) In close column of platoons.
 - (iii) In column of platoons.
 - (iv) In column of fours or file.
 - (v) In line of platoons or sections in fours or file.
 - (vi) In column of route.

2. The positions of all commanders and supernumeraries in the various formations are shown on pages 13, 14 and 32, but during drill and manœuvres the company commander and second in command will place themselves where they can best exercise supervision.

The positions of the company second in command, the company sergeant-major, and the company quartermaster-sergeant, as shown on page 13, remain the same, whether the company is by the right or by the left.

GUIDES.

The following will act as guides :—

- (i) In line .. The section commander on the directing flank.
- (ii) In column The four section commanders on the directing flank.
- (iii) In line of platoons in fours The leading section commander on the inner flank of the platoon of direction. The leading section commanders of other platoons maintain intervals by changing over to flank of direction.

COMPANY DRILL

- (iv) In column When moving to the right the left
of fours will direct, when moving to the
left the right will direct, section
commanders being responsible for
direction.

IMPORTANT POINTS.

1. Directing flank.

A company in line, column, or close column will march by the right, except when increasing frontage on the right, or when the left is the pivot flank. In column of route the left will always direct.

2. Marching off.

When it is desired to move off in column of route, the words "Column of Route" will be substituted for "Column of Fours."

NOTES.

1. The titles of the following movements are shown as headings. The company commander's caution or words of command appear in the margin. The detail of the movement and orders given by platoon commanders are shown opposite.
2. When cautions and commands are given for formations to or from one flank only, the same rule applies when forming to or from the other flank.
3. Movements and formations for which detail is given in fours can also be made in file or single file.
4. A company changing ranks when halted.

About—Turn.—The whole will turn about except the officers and supernumeraries, who will regain their positions by passing round the flanks or through the ranks of the company, section commanders making way for them on the command "MAKE—WAY," by placing themselves between the files on their right or left, and afterwards aligning themselves with the front rank.

COMPANY DRILL

When any supernumerary requires to pass through the ranks from the rear, the files in front of him will make way by taking a pace forward and a pace outwards. If ranks are changed on the march section commanders will "MAKE—WAY" by checking the pace slightly and inclining outwards.

5. When a unit in close order is on the move and is required to halt as soon as a change of formation has been completed, the command will be preceded by the caution "AT THE HALT."

6. **Dressing.**—The following methods of dressing are used for instructional and parade purposes. In all other cases the men will take up their own dressing as laid down in Infantry Training, Sec. 37, 1914.

The command "RIGHT (or left) DRESS" will be given by the commander of the unit, and on the completion of the dressing the platoon sergeant will give the command "EYES—FRONT" and fall in.

N.B.—When forming line the company sergeant-major will dress the whole company, and act as above.

7. **Method of dressing.**—On the command "RIGHT (or left)—DRESS" being given, the platoon sergeant will move out to a distance of five paces from the inner flank of his platoon. After the dressing is completed he will give the words "EYES—FRONT," and take up his original position. (If a platoon sergeant is not available, this will be done by the section commander.)

NOTE.—(i) The company sergeant-major is responsible for the covering off of the guides, from the platoon of formation.

(ii) When forming close column (or column) of platoons, the company sergeant-major and platoon sergeants will, after dressing, take up their original positions on the command "EYES—FRONT" being given to the last platoon to be formed.

COMPANY DRILL

A COMPANY FALLING IN WITH THE DRUM.

1. On the command "FALL IN" from the company sergeant-major the drummer will beat a double flam, upon which the right section commanders of each platoon will come to attention and take one and a half paces forward (at the order). They will be covered by the company sergeant-major, who then gives the command "STEADY." After a pause of about 4 seconds the drummer will beat a flam, upon which the company will come to attention. The drummer will then count a pause of about 4 seconds and will then beat a roll, when the company will take a pace (30 inches) to the front, count a pause of about 2 seconds, then turn their head and direct their eyes to the right, moving up the other half pace by short quick steps. When the whole of the company is steady (men still looking to the right) the drum will cease to roll, when the company will turn their heads and eyes sharply to the front. The senior officer on parade then gives "COMPANY, STAND AT—EASE," "CALL THE ROLL," upon which the platoon sergeants will prepare their platoons for inspection.
2. When falling in without the drum the senior officer on parade will give the command "COMPANY, RIGHT—DRESS," upon which the company will come to attention and take a pace of 30 inches to the front, count a pause of about 2 seconds and then turn their heads, and direct their eyes, to the right, moving up the other half pace by short quick steps. When the dressing is completed the men will look to their front, and receive the command, "STAND AT—EASE," "CALL THE ROLL."
3. When a company falls in as part of a battalion, the right section commanders will, after taking the pace and a half forward, turn to their right and take up their covering, on the command "STEADY" will turn to their left.

COMPANY DRILL

POSITION OF COMMANDERS, ETC., IN COLUMN OR CLOSE COLUMN OF PLATOONS.

Company Commander ..	Six paces in front of the centre of the leading platoon.
Company Second in Command	Two paces to the left of the second platoon of the company, in line with the front rank.
Platoon Commanders ..	Two paces in front of the centre of their platoons.
Company Sergeant-Major	Two paces to the right of the second platoon of the company, in line with the front rank.
Company Quartermaster-Sergeant	Two paces to the right of the third platoon of the company, in line with the front rank.
Section Commanders ..	Commanders of right sections on the right of their sections, commanders of left sections on the left of their sections.
Drummers	Two paces in rear of the third file of the right section of their platoons.

N.B.—During drill and manœuvre the company commanders and second in command will place themselves where they can best exercise supervision.

COMPANY DRILL

1. INSPECTION AND TELLING OFF A COMPANY.

The company will fall in for inspection in close column of platoons; inspection will be carried out as laid down in Sec. 78, Infantry Training (for platoon) (see page 3 of this book).

2. TELLING OFF THE COMPANY.

Company commander will give "TELL OFF BY PLATOONS." Platoon commanders of the leading and rear platoons will call out their number and "PLATOON," central platoons their number only, as below:—

- No. 1 platoon.
- No. 2.
- No. 3.
- No. 4 platoon.

"TELL OFF BY SECTIONS." Section commanders on the right and left of the company will call out their number and "SECTION," the remainder their number only, as below:—

- No. 1 section.
- No. 2 to 15.
- No. 16 section.

The company commander will then prove his company by forming fours, etc.

The following arrangement of the paragraphs of Company Drill is the same as in Infantry Training, 1914. The order being:—

- Movements of a company from close column.
- " " from column.
- " " from line.
- " " from column of fours.

Movements in echelon.

In each of these divisions the essential movements come first, and others "which may also be practised" follow. They are added for parade and instructional purposes.

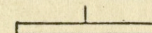
KEY TO DIAGRAMS

KEY TO THE PLATES OF MOVEMENTS IN COMPANY DRILL.

Platoon in line before movement.




Platoon in line after movement.




Platoon in fours before movement.




Platoon in fours during and after movement.



Platoon halted.



Platoon moving.



COMPANY DRILL

Close Column Movements.

1. A COMPANY IN CLOSE COLUMN CHANGING DIRECTION.

Company commander will give :

Change Direction Right,
Right—Wheel,
Quick—March.

The company, except the leading platoon, will make a partial turn to the left; the leading platoon will not turn, but will look to the right. Each man will move round on the circumference of a circle, of which the right of the leading platoon is the centre. The inner flank will direct, and the outer flank will regulate the pace, but when platoons are of unequal strength they will maintain the same relative positions as they held before the wheel. The second in command will superintend the wheel on the left flank, the company sergeant-major on the right, and the former must, in regulating the pace, watch the left guide of the rear platoon, who will continue to march at a full pace throughout, and on whose movement the march of every man in the company should be made to depend.

When the company has circled round to the required angle, the command "FORWARD," "MARK TIME" or "HALT" will be given, on which all will at once turn in the required direction.

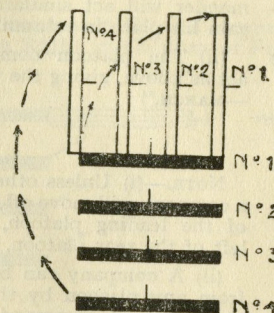
NOTE.—(i) When wheeling to the left it will be the duty of the company sergeant-major to watch the right guide of the rear platoon as above.

(ii) A close column moving in fours will wheel as above, the leading four of each platoon wheeling in the same manner as the leading platoon above, the fours in rear making a partial turn outwards and following round after the leading fours.

Forward, Mark Time, or Halt.

CLOSE COLUMN MOVEMENTS

1. A Company in Close Column Changing Direction. From the halt to the halt.



COMPANY DRILL

2. A COMPANY IN CLOSE COLUMN FORMING COLUMN OF FOURS.

Company commander will give :

(i) Advance (or Retire) in Column of Fours from the Right. Form—Fours, Right.

(ii) Move to the Right (or Left) in Column of Fours, Form—Fours—Right (or Left).

(i) The commander of the leading platoon will give, "NO. — PLATOON, LEFT (or right) WHEEL, QUICK—MARCH," and each platoon commander will act similarly in time to gain his place in column of fours.

(ii) The platoon commanders will act as above, giving the words "QUICK—MARCH."

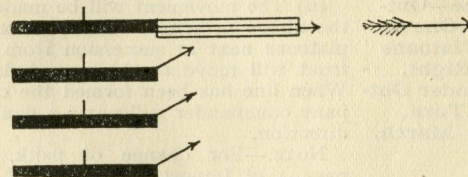
NOTE.—(i) Unless otherwise ordered a company will move off from the right of the leading platoon, or from the left of the rear platoon.

(ii) A company can be marched off from any platoon by the addition to the word of command of "NO. — PLATOON LEADING."

(iii) In order to restore the original order of the company, it may be marched off as follows: "ADVANCE (or retire), etc., IN COLUMN OF FOURS IN THE FOLLOWING ORDER, NO. 1, NO. 2, NO. 3, NO. 4 PLATOONS."

CLOSE COLUMN MOVEMENTS

2. (ii) A Company in Close Column moving to the Right in Column of Fours.



COMPANY DRILL

3. A COMPANY IN CLOSE COLUMN FORMING LINE FACING THE SAME DIRECTION. FROM THE HALT TO THE HALT.

Company commander will give :

(i) **On the Left, Form—Line, Remainder, Left—Turn (or Form Fours, Left), Quick—March.**

(ii) **Line—Outwards, One (or Two) Platoons to the Right, Remainder Outwards Turn, Quick—March.**

(i) The leading platoon will stand fast. The remainder will be led by their guides by the shortest route to the spot where their inner flank will rest. Each platoon will then wheel parallel to the alignment, and when opposite to its place in line will receive from its commander, "NO. — PLATOON, HALT, RIGHT—TURN, RIGHT—DRESS."

NOTE.—(i) When companies are strong the command, "REMAINDER, FORM—FOURS, LEFT," will be given, instead of "REMAINDER, LEFT—TURN."

(ii) The movement will be made on the above principle. The platoon or platoons next in succession from the front will move to the named flank. When line has been formed the company commander will name a flank of direction.

NOTE.—For change of flank, see para. 1 of Important Points.

4. A COMPANY IN CLOSE COLUMN ON THE MARCH FORMING LINE FACING A FLANK.

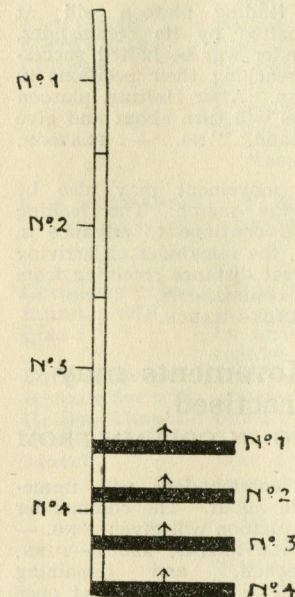
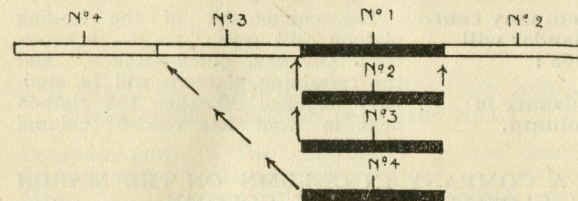
Company commander will give :

By the Left. At the Halt, Facing Left, Form—Line.

The commander of the rear platoon will at once give, "NO. — PLATOON, AT THE HALT, LEFT—FORM." Each of the other commanders will form his platoon into line in like manner when it arrives at column distance from the platoon next in rear. Each platoon after the formation is completed will receive from its commander "NO. — PLATOON, LEFT—DRESS."

CLOSE COLUMN MOVEMENTS

3. (ii) A Company in Close Column forming Line outwards, one Platoon to the Right.



4. A Company in Close Column on the March forming Line facing a Flank.

COMPANY DRILL

5. A COMPANY ADVANCING IN COLUMN FROM CLOSE COLUMN.

Company commander will give : The commander of the leading platoon will give "NO. — PLATOON WILL ADVANCE, QUICK—MARCH," and the remaining platoons will be similarly marched off when the platoon next in front has reached column distance.

Advance in Column.

6. A COMPANY IN COLUMN ON THE MARCH CLOSING TO CLOSE COLUMN.

Company commander will give : (i) The leading platoon will at once be halted by its commander. The remainder will be halted successively on reaching their positions in close column. After Halting, platoon commanders will turn about and give the command, "NO. — PLATOON, RIGHT—DRESS."

(i) At the Halt, Form Close—Column (or Close Column at — Paces).

(ii) Form Close Column, Remainder, Double —March. (ii) This movement may also be done on the march. The leading platoon will continue to advance in quick time, the remainder on arriving at the correct distance receiving from platoon commanders, "NO. — PLATOON, QUICK—MARCH."

The following Movements may also be Practised.

7. A COMPANY RETIRING IN COLUMN FROM CLOSE COLUMN.

Company commander will give : Platoon commanders will immediately turn about. The commander of the rear platoon will give : "NO. — PLATOON WILL RETIRE, ABOUT—TURN, QUICK — MARCH," and remaining platoons will be turned about at once

Retire in—Column.

CLOSE COLUMN MOVEMENTS

and marched off in the same manner when the preceding platoon has arrived at column distance.

8. A COMPANY RETIRING IN COLUMN FORMING CLOSE COLUMN, AT THE HALT.

Company commander will give :

At the Halt, Form Close Column.

The commander of the leading platoon will give, "NO. — PLATOON, HALT, PLATOON WILL ADVANCE, ABOUT—TURN, RIGHT—DRESS." The remainder conforming on arriving at close column distance. As the remaining platoons are halted their guides will at once take up their covering and distance from the platoon of formation, and turn about.

9. A COMPANY FORMING COLUMN FROM CLOSE COLUMN, FROM THE HALT TO THE HALT.

Company commander will give :

Form Column, Remainder will Retire, About—Turn, Quick—March.

The leading platoon will stand fast, the remainder will act as ordered and on arriving at column distance will receive from their commanders, "NO. — PLATOON, HALT, PLATOON WILL ADVANCE, ABOUT — TURN, RIGHT—DRESS." As the remaining platoons are halted the guides will turn about and take up their covering and distance from the front.

NOTE.—Column may also be formed from the rear, or either of the central platoons.

COMPANY DRILL

10. FORMING LINE, HALF RIGHT (OR HALF LEFT) ON THE RIGHT (OR LEFT) FROM CLOSE COLUMN.

Company commander will give :
Half Right (or Half Left) on the Left (or Right), Form Line.

(And when the Platoon is formed)
Remainder Form—Fours, Left (or Right), Quick—March.

The commander of the leading platoon will at once give, "NO. — PLATOON AT THE HALT, HALF RIGHT (or Half Left) FORM, QUICK—MARCH," the men acting as in squad drill.

The remainder will be then led by their guides by the shortest route to the place where their inner flank will rest. Each platoon will then wheel parallel to the alignment, and when opposite to its place in line it will receive from its commander, "NO. — PLATOON, HALT, RIGHT (or Left)—TURN, RIGHT (or Left) DRESS."

NOTE.—For change of flank, see para. 1 of Important Points.

11. A COMPANY MOVING IN A LINE OF PLATOONS IN FOURS, FORMING LINE FACING A FLANK.

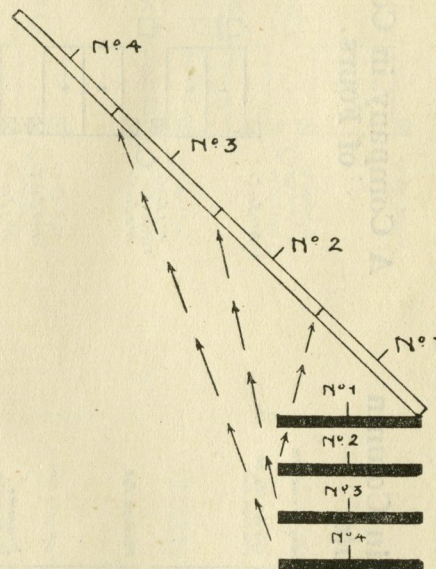
Company commander will give :

At the Halt, Facing Right (or Left), Form Line.

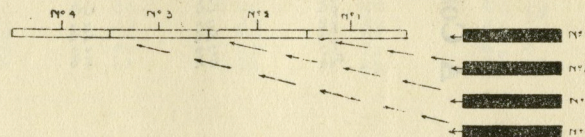
The commander of the platoon on the right (or left) will give, "NO. — PLATOON, HALT, RIGHT (or Left)—TURN, RIGHT (or Left) DRESS." The remainder will be led by their guides by the shortest route to the place where their inner flank will rest. Each platoon will then wheel parallel to the alignment, and when opposite to its place in line it will receive from its commander, "NO. — PLATOON, HALT, RIGHT (or Left) TURN, RIGHT (or Left) DRESS."

CLOSE COLUMN MOVEMENTS

10. A Company in Close Column forming Line Half Right on the Left.



11. A Company moving in a Line of Platoons in Fours forming Line facing a Flank (Right).



A Company in Column of Route.

□ Company Command

Drummer
N^o 1 Sec Cr
Coy Sgt Major
Platoon Com



N^o 2 Sec Cr
N^o 3 Sec Cr
Platoon Sg



N^o 4 Sec Cr
N^o 5 Sec Cr
Drummer
Platoon Com



N^o 6 Sec Cr
N^o 7 Sec Cr
Platoon Sg



N^o 8 Sec Cr
N^o 9 Sec Cr
Drummer
Platoon Com



N^o 10 Sec Cr
N^o 11 Sec Cr
Platoon Sg



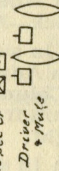
N^o 12 Sec Cr
N^o 13 Sec Cr
Drummer
Platoon Com



N^o 14 Sec Cr
N^o 15 Sec Cr
Platoon Sg



Coy Qr-Mr Sg
N^o 16 Sec Cr



○ Coy Sec in Command

A Company in Column of Fours.

N^o 1 Sec Cr
Drummer



N^o 2 Sec Cr
Platoon Com
N^o 3 Sec Cr
Platoon Sg



N^o 4 Sec Cr
N^o 5 Sec Cr
Drummer



N^o 6 Sec Cr
Platoon Com
N^o 7 Sec Cr
Platoon Sg



N^o 8 Sec Cr
Company Com
Coy Sgt Major
Coy Sec in Command
Coy Qr-Mr Sg
Drummer



N^o 10 Sec Cr
Platoon Com
N^o 11 Sec Cr
Platoon Sg



N^o 12 Sec Cr
N^o 13 Sec Cr
Drummer



N^o 14 Sec Cr
Platoon Com
N^o 15 Sec Cr
Platoon Sg



N^o 16 Sec Cr

COMPANY DRILL

Column Movements.

1. A COMPANY IN COLUMN ON THE MARCH CHANGING DIRECTION.

Company commander will give :

Change Direction—Right.

The commander of the leading platoon will give, "NO. — PLATOON, RIGHT—FORM," and when the platoon is formed in the new direction, "FORWARD." The remaining platoons, on arriving at the same point, will be formed successively in a similar manner.

NOTE.—(i) Before changing direction left a column should be ordered to march by the left.

(ii) A column can similarly change direction half or quarter right.

(iii) Platoon commanders should make sure that their outer flank has formed, and then look to their front before giving the word "FORWARD."

2. A COMPANY IN COLUMN FORMING COLUMN OF FOURS.

(i) Advance in Column of Fours from the Right, Form—Fours, Right, Platoons Left Wheel, Quick—March.

(ii) In succession Advance in Column of Fours from the Right.

(iii) In succession Move to the Right in Column of Fours.

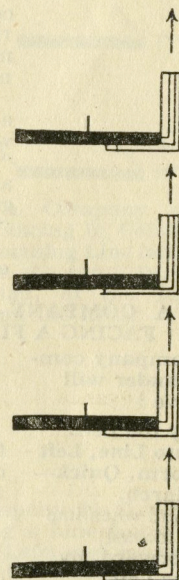



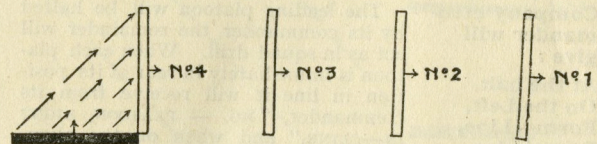
(i) Each platoon will move in the required direction, forming column of fours.

(ii) When a column is on the march platoons may, if desired, advance in column of fours in succession. The commander of the leading platoon will give, "NO. — PLATOON, FORM—FOURS, RIGHT, LEFT—WHEEL." On arriving at the same point the commander of each succeeding platoon will act in a similar manner.

(iii) Platoons can be moved in succession to the right or left in column of fours in similar manner.

COLUMN MOVEMENTS

1. A Company in Column on the March, changing Direction (Right).



2. (i) A Company in Column advancing in Column of Fours from the Right.

COMPANY DRILL

3. A COMPANY ADVANCING IN COLUMN FORMING LINE FACING IN THE SAME DIRECTION. AT THE HALT.

Company commander will give :

At the halt,
On the Left,
Form—Line,
Remainder,
Left In—cline.

The leading platoon will be halted by its commander, the remainder will act as in squad drill. When each platoon is immediately in rear of its position in line it will receive from its commander, "NO. — PLATOON, RIGHT IN—CLINE," and when on the alignment, "HALT, RIGHT—DRESS."

NOTE.—(i) This movement can also be done from the halt to the halt. The company commander will give, "ON THE LEFT FORM LINE, REMAINDER LEFT IN—CLINE, QUICK—MARCH," the movement being completed as above.

(ii) If it is intended to continue advancing the company commander will give, "DOUBLE—MARCH" instead of "QUICK—MARCH"; and, on reaching the alignment, platoon commanders will give, "QUICK—MARCH" instead of "HALT."

(iii) For change of flank, see para. 1 of "Important Points."

4. A COMPANY IN COLUMN FORMING LINE FACING A FLANK AND MOVING FORWARD.

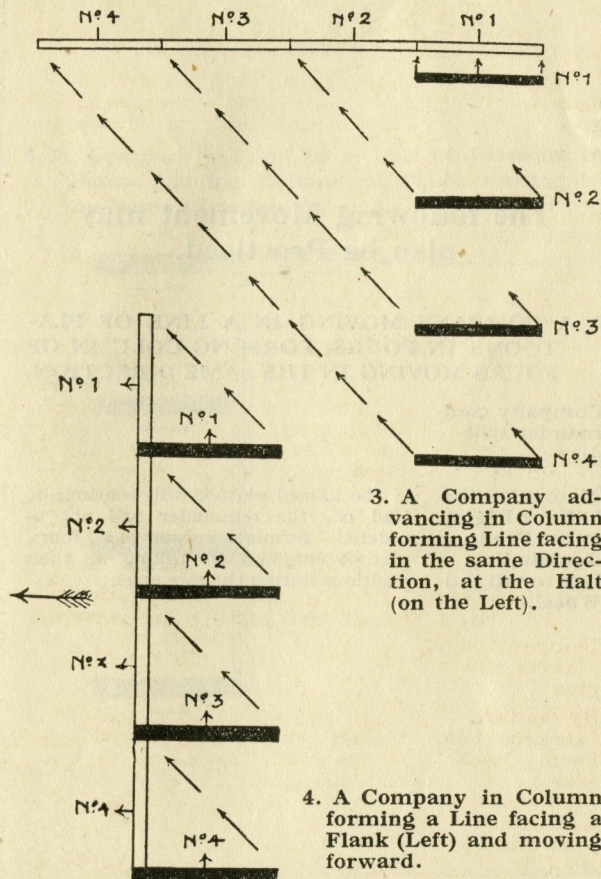
Company commander will give :

By the Left.
Into Line, Left—
Form, Quick—
March.

(And when line is formed)
Forward, by
the Left.

The men will act as in squad drill, the left guide of each platoon acting on the word "FORM," as the pivot man of a squad.

COLUMN MOVEMENTS



COMPANY DRILL

The following Movement may also be Practised.

5. A COMPANY MOVING IN A LINE OF PLATOONS IN FOURS, FORMING COLUMN OF FOURS MOVING IN THE SAME DIRECTION.

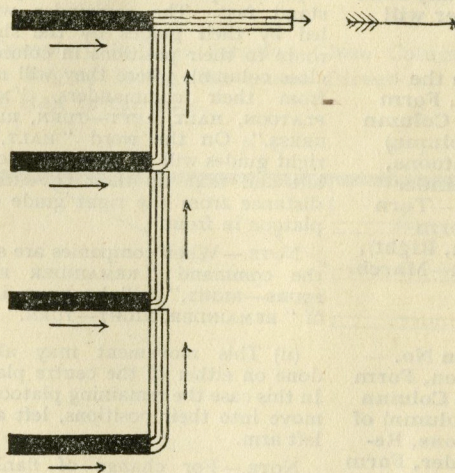
Company commander will give :

Platoon on the Left (or Right) to the Front, Remainder, Left (or Right) Wheel.

The named platoon will continue to lead on, the remainder will act as ordered, forming column of fours, platoon commanders taking up their positions during the movement.

COLUMN MOVEMENTS

5. A Company moving in a Line of Platoons in Fours forming Column of Fours moving in the same Direction.



COMPANY DRILL

Line Movements.

1. A COMPANY IN LINE FORMING CLOSE COLUMN (OR COLUMN) FACING THE SAME DIRECTION. FROM THE HALT TO THE HALT.

Company commander will give :

(i) On the Right, Form Close Column (or Column) of Platoons, Remainder Right—Turn (or Form—Fours, Right), Quick—March.

(ii) On No. — Platoon, Form Close Column (or Column) of Platoons, Remainder, Form —Fours, Inwards, Quick—March.

(i) The platoon on the right will stand fast. The remainder will be led by their guides by the shortest route to their positions in column (or close column), where they will receive from their commanders, "NO. — PLATOON, HALT, LEFT—TURN, RIGHT—DRESS." On the word "HALT," the right guides will at once turn to their left and take up their covering and distance from the right guide of the platoon in front.

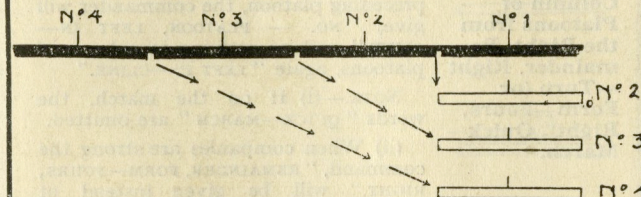
NOTE.—When companies are strong, the command "REMAINDER FORM—FOURS—RIGHT," will be given instead of "REMAINDER, RIGHT—TURN."

(ii) This movement may also be done on either of the centre platoons. In this case the remaining platoons will move into their positions, left arm to left arm.

NOTE.—For change of flank, see para. 1 of Important Points.

LINE MOVEMENTS

1. A Company in Line forming Close Column (on the Right) facing the same Direction. From the Halt to the Halt.



COMPANY DRILL

2. A COMPANY IN LINE ADVANCING IN COLUMN OF PLATOONS.

Company commander will give :

Advance in Column of Platoons from the Right, Remainder, Right—Turn (or Form—Fours, Right), Quick—March.

The right platoon will advance. The remainder will act as in squad drill, mark time two paces, and then lead on. When the guide of each platoon is in rear of the centre of the preceding platoon, the commander will give, "NO. — PLATOON, LEFT IN—CLINE," and on arriving in column of platoons, again "LEFT IN—CLINE."

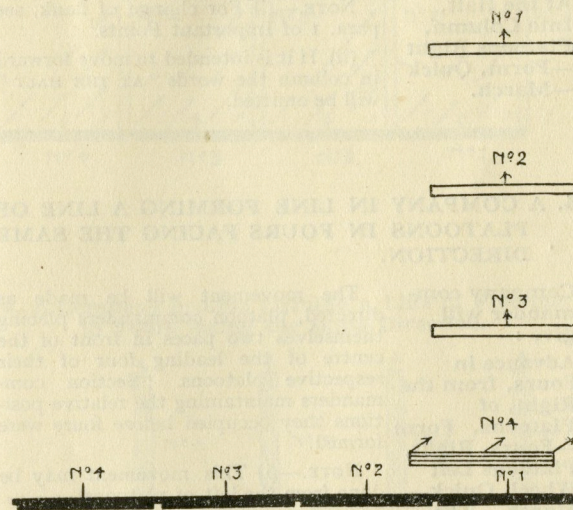
NOTE.—(i) If on the march, the words "QUICK—MARCH" are omitted.

(ii) When companies are strong the command, "REMAINDER, FORM—FOURS, RIGHT," will be given instead of "REMAINDER, RIGHT—TURN."

(iii) For change of flank, see para. 1 of Important Points.

LINE MOVEMENTS

2. A Company in Line advancing in Column of Platoons (from the Right).



COMPANY DRILL

3. A COMPANY IN LINE FORMING COLUMN FACING A FLANK.

Company commander will give :

At the Halt,
Into Column,
Platoons Right
—Form, Quick
—March.

The men will act as in squad drill, the right guide of each platoon acting as the pivot man of a squad.

NOTE.—(i) For change of flank, see para. 1 of Important Points.

(ii) If it is intended to move forward in column the words "AT THE HALT" will be omitted.

4. A COMPANY IN LINE FORMING A LINE OF PLATOONS IN FOURS FACING THE SAME DIRECTION.

Company commander will give :

Advance in
Fours, from the
Right, of
Platoons, Form
—Fours, Right,
Platoons Left
Wheel, Quick—
March. The
Platoon on the
Right (or Left)
will direct.

The movement will be made as directed, platoon commanders placing themselves two paces in front of the centre of the leading four of their respective platoons. Section commanders maintaining the relative positions they occupied before fours were formed.

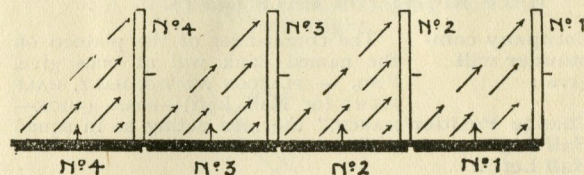
NOTE.—(i) This movement may be done from the left of platoons.

(ii) A company may retire in similar manner.

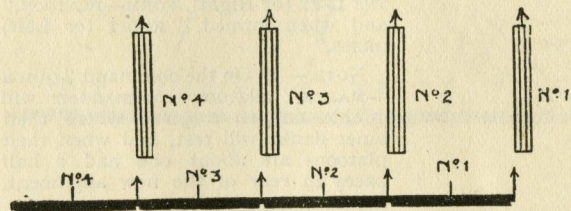
(iii) A line of sections in fours or files can also be formed in like manner.

LINE MOVEMENTS

3. A Company in Line forming Column facing a Flank.



4. A Company in Line forming a Line of Platoons in Fours facing the same Direction.



COMPANY DRILL

The following Movements may also be Practised.

5. A COMPANY IN LINE CHANGING POSITION HALF RIGHT (OR HALF LEFT).

Company commander will give :

Change Position Half Right (or Half Left).

(And when the Platoon is formed)

Remainder, Form—Fours, Right (or Left), Quick—March.

The commander of the platoon on the named flank will at once give, "NO. — PLATOON AT THE HALT, HALF RIGHT (or Half Left)—FORM, QUICK—MARCH," the men acting as in squad drill.

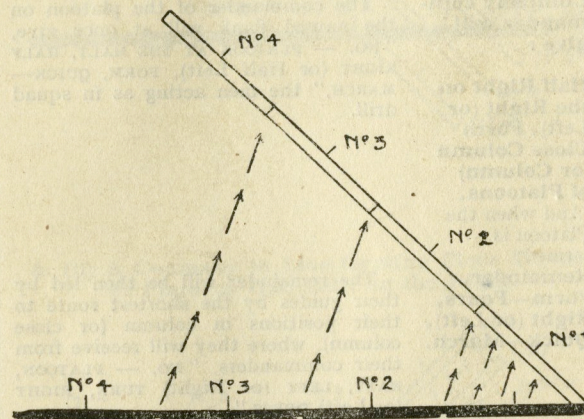
The remainder will be then led by their guides to the place where their inner flank will rest, when each platoon will receive from its commander, "NO. — PLATOON AT THE HALT, ON THE LEFT (or Right), FORM—PLATOON," and when formed, "RIGHT (or Left) DRESS."

NOTE.—(i) On the command "QUICK—MARCH," platoon commanders will double out to a point where their inner flanks will rest, and when their platoons are about one and a half paces in rear of the new alignment, act as above stated.

(ii) For change of flank, see para. 1 of Important Points.

LINE MOVEMENTS

5. A Company in Line changing Position Half Right.



COMPANY DRILL

6. A COMPANY IN LINE FORMING CLOSE COLUMN (OR COLUMN) OF PLATOONS HALF RIGHT (OR HALF LEFT). FROM THE HALT TO THE HALT.

Company commander will give :

Half Right on the Right (or Left), Form Close Column (or Column) of Platoons.

(And when the Platoon is formed)

Remainder, Form—Fours, Right (or Left), Quick—March.

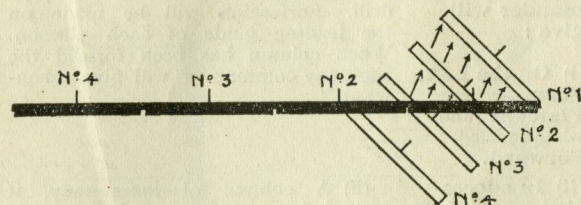
The commander of the platoon on the named flank will at once give, "NO. — PLATOON AT THE HALT, HALF RIGHT (or Half Left), FORM, QUICK—MARCH," the men acting as in squad drill.

The remainder will be then led by their guides by the shortest route to their positions in column (or close column), where they will receive from their commanders, "NO. — PLATOON, HALT, LEFT (or Right) TURN, RIGHT (or Left) DRESS."

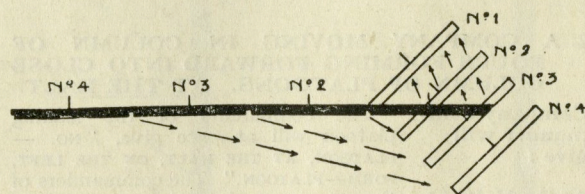
NOTE.—For change of flank, see para. 1 of Important Points.

LINE MOVEMENTS

6. (i) A Company in Line forming Close Column] Half Right, on the Right.



6. (ii) A Company in Line forming Close Column of Platoons Half Left, on the Right.



COMPANY DRILL

Movements from Column of Fours.

1. A COMPANY MOVING IN COLUMN OF FOURS FORMING FORWARD INTO COLUMN OF PLATOONS.

Company commander will give :

(i) On the Left, Form—
Platoons (and when formed) Forward.

(ii) In succession on the Left, Form Platoons.

(i) The men will act as in squad drill. Formation will be made on the leading guide of each platoon. When column has been formed the company commander will give "FORWARD."

(ii) A column of fours may, if desired, increase frontage by platoons in succession. The commander of the leading platoon will at once give, "NO. — PLATOON, ON THE LEFT, FORM — PLATOON," followed by "FORWARD," and on reaching the same point the remaining commanders will act in a similar manner.

2. A COMPANY MOVING IN COLUMN OF FOURS FORMING FORWARD INTO CLOSE COLUMN OF PLATOONS. AT THE HALT.

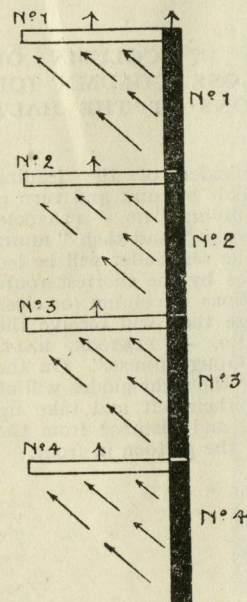
Company commander will give :

At the Halt, on the Left, Form Close Column of Platoons.

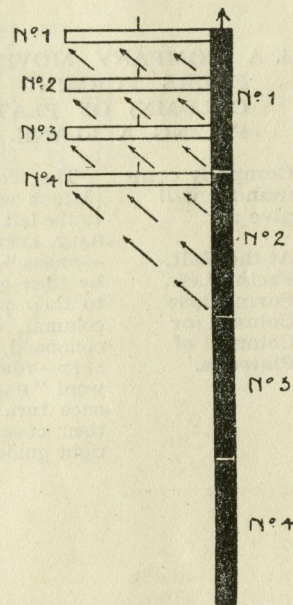
The commander of the leading platoon will at once give, "NO. — PLATOON, AT THE HALT, ON THE LEFT, FORM—PLATOON." The commanders of the remaining platoons on arriving at close column distance will act in a similar manner. Each platoon, after the formation is completed, will receive from its commander, "NO — PLATOON, RIGHT—DRESS."

FROM COLUMN OF FOURS

1. A Company moving in Column of Fours forming forward into Column of Platoons.



2. A Company moving in Column of Fours forming forward into Close Column of Platoons at the Halt.



COMPANY DRILL

3. A COMPANY MOVING IN COLUMN OF FOURS FORMING CLOSE COLUMN (OR COLUMN) OF PLATOONS AT THE HALT FACING A FLANK.

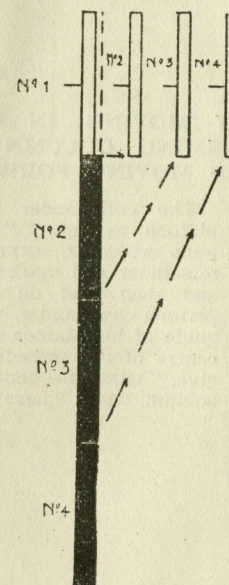
Company commander will give :

At the Halt, Facing Left, Form Close Column (or Column) of Platoons.

The commander of the leading platoon will halt his unit and turn it to the left by giving, "NO. — PLATOON, HALT, LEFT—TURN," and then "RIGHT—DRESS." The remainder will be led by their guides by the shortest route to their positions in column (or close column), where they will receive the command, "NO. — PLATOON, HALT, LEFT—TURN, RIGHT—DRESS." On the word "HALT," the right guides will at once turn to their left and take up their covering and distance from the right guide of the platoon in front.

FROM COLUMN OF FOURS

3. A Company moving in Column of Fours forming a Close Column of Platoons at the Halt facing a Flank (Left).



COMPANY DRILL

4. A COMPANY MOVING IN COLUMN OF FOURS FORMING COLUMN FACING A FLANK AND MOVING FORWARD.

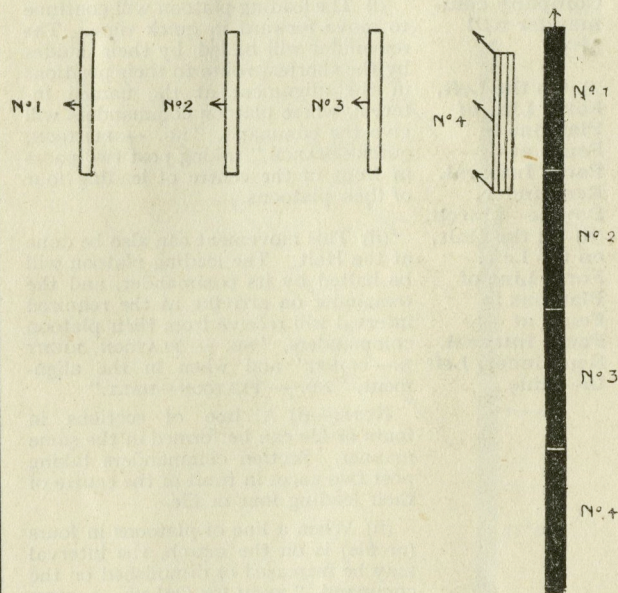
Company commander will give :

**Facing Left,
Advance in
Column of—
Platoons.**

The commander of the leading platoon will give, "NO. — PLATOON WILL ADVANCE, LEFT—TURN." The remainder will mark time two paces, and then lead on in fours. Each platoon commander, when the leading guide of his platoon is in rear of the centre of the preceding platoon, will give, "LEFT IN—CLINE," and when in column, again "LEFT IN—CLINE."

FROM COLUMN OF FOURS

4. A Company moving in Column of Fours forming a Column facing a Flank and moving Forward.



COMPANY DRILL

5. A COMPANY MOVING IN COLUMN OF FOURS FORMING A LINE OF PLATOONS IN FOURS, MOVING IN THE SAME DIRECTION.

Company commander will give :

(i) On the Left, Form Line of Platoons in Fours at — Paces Interval. Remainder, Double—March.

(ii) At the Halt, on the Left, Form Line of Platoons in Fours at — Paces Interval. Remainder, Left In—cline.

(i) The leading platoon will continue to move forward in quick time. The remainder will be led by their guides by the shortest route to their positions in the alignment at the named interval, where platoon commanders will give the command, "NO. — PLATOON, QUICK—MARCH," taking post two paces in front of the centre of leading four of their platoons.

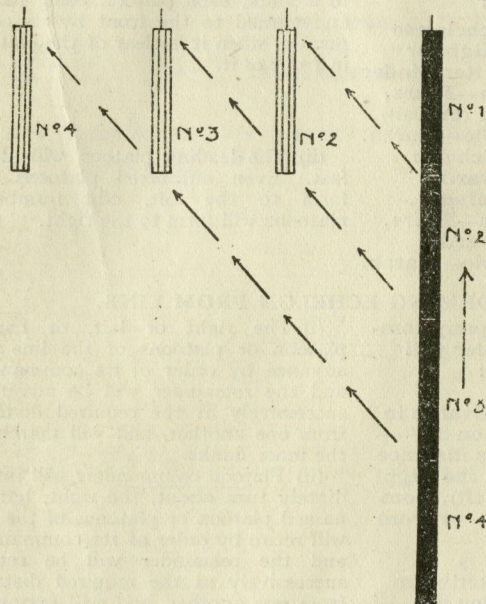
(ii) This movement can also be done at the Halt. The leading platoon will be halted by its commander, and the remainder on arriving at the required interval will receive from their platoon commanders, "NO. — PLATOON, RIGHT IN—CLINE," and when in the alignment, "NO. — PLATOON—HALT."

NOTE.—(i) A line of sections in fours or file can be formed in the same manner. Section commanders taking post two paces in front of the centre of their leading four or file.

(ii) When a line of platoons in fours (or file) is on the march, the interval may be increased or diminished on the command, "FROM (or On) NO. — OPEN (or Close) TO — PACES INTERVAL, REMAINDER, DOUBLE—MARCH." Platoon commanders giving "QUICK—MARCH" on arriving at required interval.

FROM COLUMN OF FOURS

5. (ii) A Company moving in Column of Fours forming a Line of Platoons in Fours at the Halt (on the Left).



COMPANY DRILL

Echelon Movements.

1. FORMING ECHELON FROM CLOSE COLUMN (OR COLUMN) OF PLATOONS. FROM THE HALT TO THE HALT.

Company commander will give :

(i) Echelon to the Right or Left, Remainder Form—Fours, Right (or Left), Double—March.

(ii) Echelon Outwards, Remainder, Form—Fours, Outwards, Double—March.

(i) The leading platoon will stand fast, the remainder will move direct to a flank, each platoon being halted and turned to the front by its commander when it is clear of the platoon in front of it.

(ii) The leading platoon will stand fast. Even numbered platoons will form to the left, odd numbered platoons will form to the right.

2. FORMING ECHELON FROM LINE.

Company commander will give :

(i) Advance in echelon at — Paces distance from the Right (or Left), from No. — or from Nos — —

(ii) Retire in echelon at — Paces distance from the Right (or Left), from No. — or from Nos. — —

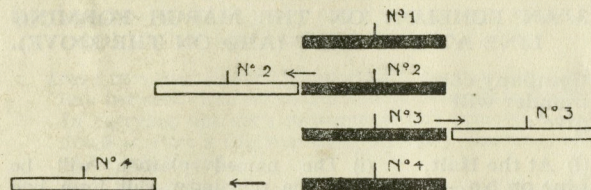
(i) The right or left, or named platoon or platoons of the line will advance by order of its commander, and the remainder will be advanced successively at the required distance from one another, and will march by the inner flanks.

(ii) Platoon commanders will immediately turn about, the right, left, or named platoon or platoons of the line will retire by order of its commander, and the remainder will be retired successively at the required distance from one another, and will march by the inner flanks.

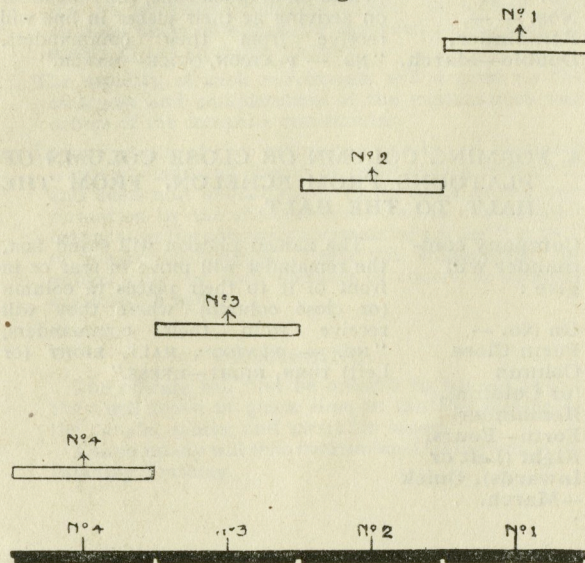
NOTE.—When an advance in echelon is made from two platoons, the platoon commander on the right will give all the necessary words of command.

ECHELON MOVEMENTS

1. (ii) A Company in Close Column forming Echelon Outwards.



2. A Company in Line advancing in Echelon from the Right.



COMPANY DRILL

3. AN ECHELON ON THE MARCH FORMING LINE AT THE HALT (AND ON THE MOVE).

Company commander will give :

(i) **At the Halt,** (i) The named platoon will be
Line on No. — halted; the remainder will form line
or Nos. — — on it.

(ii) **Line on** (ii) The named platoon will continue
No. — or to lead on in quick time, the remainder
Nos. — —, on arriving at their places in line will
Remainder, receive from their commanders,
Double—March. "NO. — PLATOON, QUICK—MARCH."

4. FORMING COLUMN OR CLOSE COLUMN OF PLATOONS FROM ECHELON. FROM THE HALT TO THE HALT.

Company commander will give :

The named platoon will stand fast, the remainder will move in rear or in front of it to their places in column (or close column) where they will receive from their commanders, "NO. — PLATOON, HALT, RIGHT (or Left) TURN, RIGHT—DRESS."

On No. —,
Form Close
Column
(or Column),
Remainder
Form—Fours,
Right (Left or
Inwards), Quick
—March.

LINE OF SMALL COLUMNS

MOVEMENTS IN LINE, OR LINES, OF SMALL COLUMNS FROM ANY FORMATION.

1. These movements are of importance, as they form the link between close order drill and movements in battle. In carrying out such movements the principles laid down in Part 2 (Section 118), Infantry Training, are to be considered.
2. Constant practice is to be given in rapidly changing from any formation into a line or lines of platoons in fours or file, at varying intervals and distances.
3. From these formations lines of sections in file or single file on irregular frontages should be formed, the sections being subsequently extended as the requirements of the situation dictate.
4. The rapidity of such movements will depend on the clearness and completeness of the explanations and orders of the company commander.
5. In movements of this nature the number of executive words of command should be reduced to a minimum, and each unit should move to its place in the new formation by the shortest route and in the simplest manner, on the company commander's order "MOVE" or prearranged signal. Units will subsequently be guided only by such methods of control as could be exercised in battle.

DISMISSING.

The officers will first be ordered to fall out, when they will move in quick time to the commander of the parade, salute, and await his orders.

The company will then be dismissed, as in Section 46, Infantry Training.