

Back sight

Charger guide sight
is diff between
modern & old time
rifle -

bandolier bolt 50.

Back sight

4' - 100

50 - 1000 -

100) —

Set at

540

1/2

Handbook of Canadian
service Rifle

Geo. Allen Lt.

205 Batt C.E.F.

Scale - 0 - 9
for range work
fire adjustment scale
each mark means

2" at 100

3

4" at 200

600

6" at 400

36"

8" at 600

10" at 8

12" at 10

mind gauge

Care of rifle -
back side down

be careful about
getting up from
ground

1903-3540

INFANTRY TRAINING

FOR USE OF

Canadian Militia

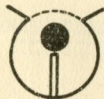
OTTAWA

1915

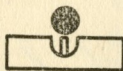
PLATE I.



Correct aim Aperture Sight.



Correct aim Battle Sight.



Correct aim U Sight.



Correct aim V Sight.

sleeve is outside

fire

two long grooves
on outside of sleeves

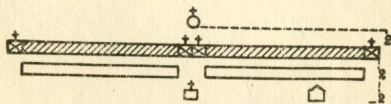
inside

sear } two
gards }

safety catch holds
lock in

~~ex~~ ejector which
throws cartridges out

PLATE II
PLATOON IN LINE.



— Key —

⊙ = Platoon Comdr.

⊠ = Platoon Serjt.

⊞ = Section Comdr.

⏏ = Drummer.

6 cartridges

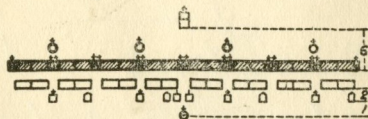
Safety Catch

Box stop - which
stops the bolt

Magazine of Lufour
inside

String inside bolt
which is main strip
string at side which
is the extractor, because
it extracts the
shell

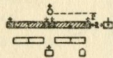

PLATE III.



—Key—

- = Company Comdr
- = Second in Comd.
- = Platoon Comdr
- = Company Serjt Maj.
- = do. Q & Serjt
- = Platoon Serjt
- ⊠ = Section Comdr
- = Drummer

A company
in column
of platoons.



Note -- In line, column,
or close column of
platoons, platoon
commanders are
two paces in front
of the centre of
their commands.

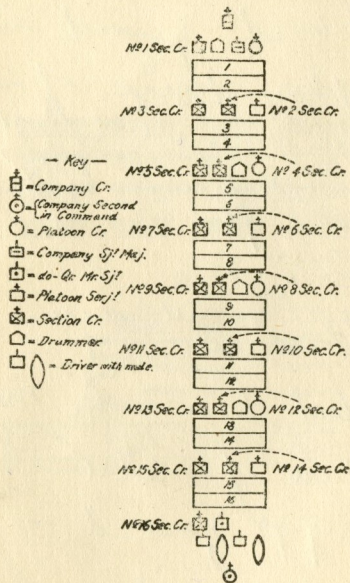
butt of late - at
end of rifle.

Butt trap - which
opens into end of
line, in which are
keep cleaning ^{mutual}
rifle &

Bolt

Bolt face
point - forming pin
which is tip
cocking pin

PLATE IV.
COMPANY IN COLUMN OF ROUTE.

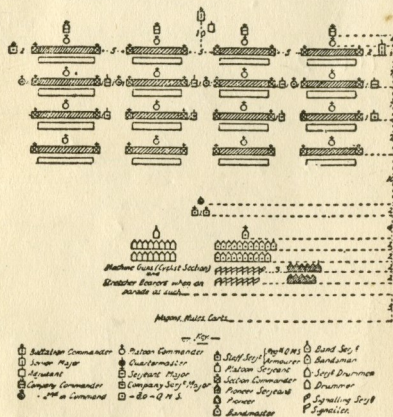


Stock is corner
 fire of road -
 Land guard is
 after fire of road
 on barrel to guard
 hand from being
 burnt.

handed screws into
 Receiver

stud box ~~in~~ the magazine
 fire of metre
 trig^g guard -
 butt screw

PLATE V.
 BATTALION IN MASS.



9^{am} May 29 From hitting

Barrell - Bolt Action

~~Barrell~~ (4)
Stroke

actual service Rifle
No 3

foreing to -

" Load

Load for sun

Barrell up to receiving
revenue -

weight 9 1/2 lb
heavier than No 2 - 4 tra
weight in Barrell

2 Bands - Upper
Band & Lower Band
which band the

on upper band
is joining similar
x largest stroke

slings round on
lower band to
carry rifle